

**Selectmen's Town Meeting Advisory
Committee Survey:**
Preliminary Presentation to Committee

Tuesday, October 07, 2014

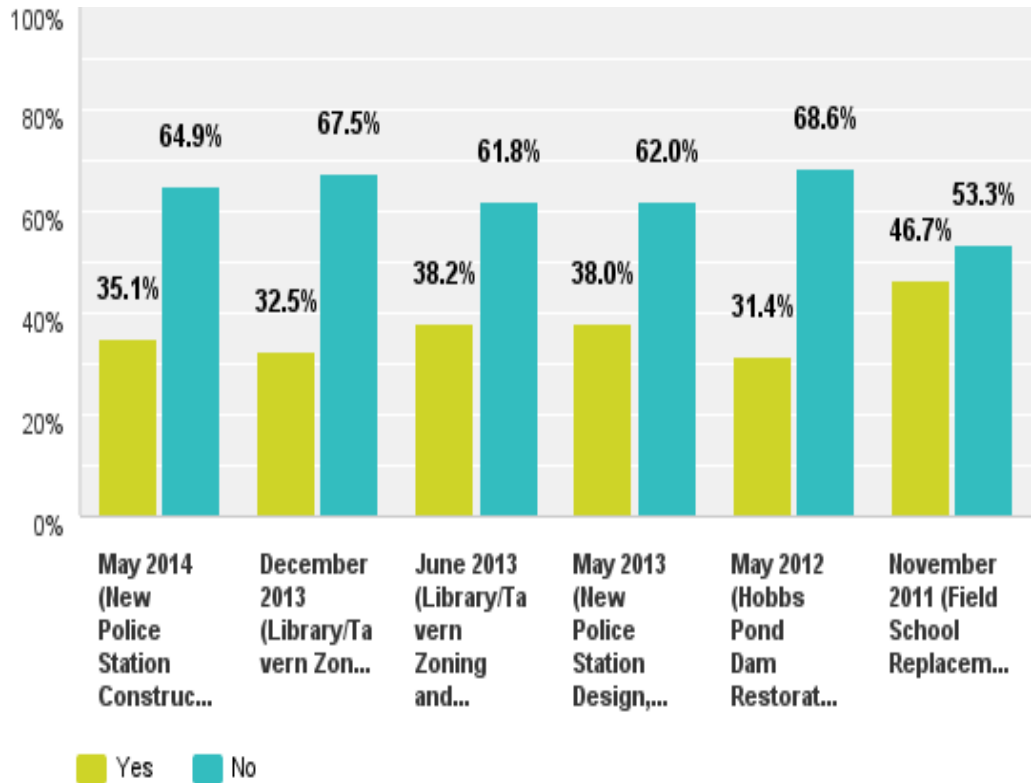
635

Total Responses

Date Created: Thursday, May 01, 2014

Q1: For each of the recent town meetings listed below (with some key articles highlighted as reminders), please indicate whether you attended one or more nights of that town meeting. (Select "N/A" if you were not yet a Weston resident or if you were under age 18 when that meeting was held.)

Answered: 633 Skipped: 2

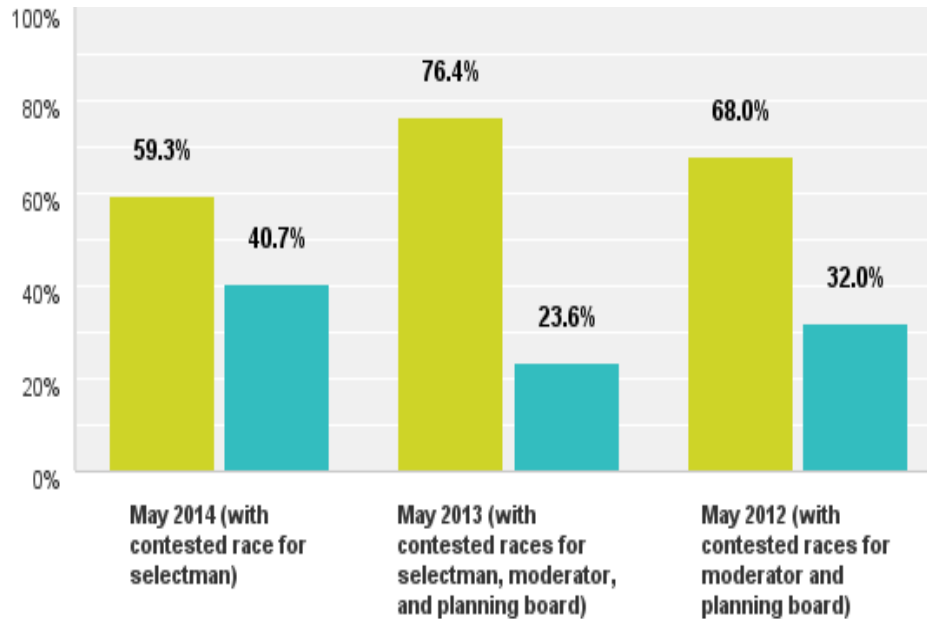


Q1: For each of the recent town meetings listed below (with some key articles highlighted as reminders), please indicate whether you attended one or more nights of that town meeting. (Select "N/A" if you were not yet a Weston resident or if you were under age 18 when that meeting was held.)

	Yes	No	Total
May 2014 (New Police Station Construction, Lamson/Tavernside Playground)	35.1% 219	64.9% 405	624
December 2013 (Library/Tavern Zoning and Non-Binding Proposals)	32.5% 199	67.5% 413	612
June 2013 (Library/Tavern Zoning and Urbanica Transfer)	38.2% 231	61.8% 374	605
May 2013 (New Police Station Design, Deer Hunting, Case Corner Roundabout)	38.0% 229	62.0% 374	603
May 2012 (Hobbs Pond Dam Restoration, Dogwalking Bylaw Amendments)	31.4% 182	68.6% 397	579
November 2011 (Field School Replacement)	46.7% 259	53.3% 296	555

Q17: For each of the recent TOWN elections listed below (each held at Town Hall on a Saturday), please indicate whether you voted, whether at the election or by absentee ballot. (Select "N/A" if you were not yet a Weston resident or if you were under age 18 when that election was held.)

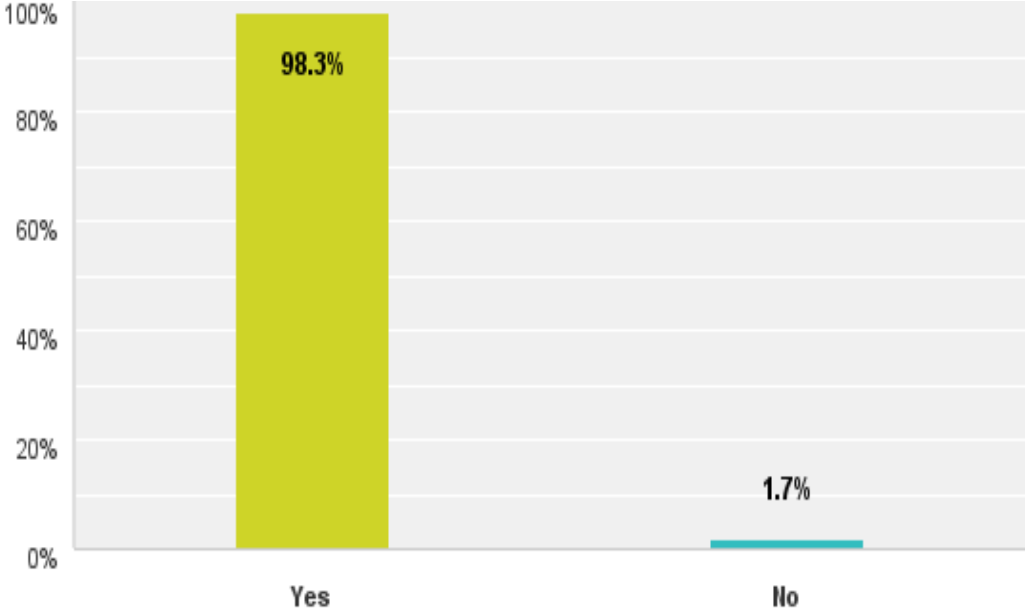
Answered: 600 Skipped: 35



	Yes	No	Total
May 2014 (with contested race for selectman)	59.3% 339	40.7% 233	572
May 2013 (with contested races for selectman, moderator, and planning board)	76.4% 420	23.6% 130	550
May 2012 (with contested races for moderator and planning board)	68.0% 334	32.0% 157	491

Q18: Did you vote in the November 2012 U.S. Presidential Election? (Select "N/A" if you were under age 18 when that election was held.)

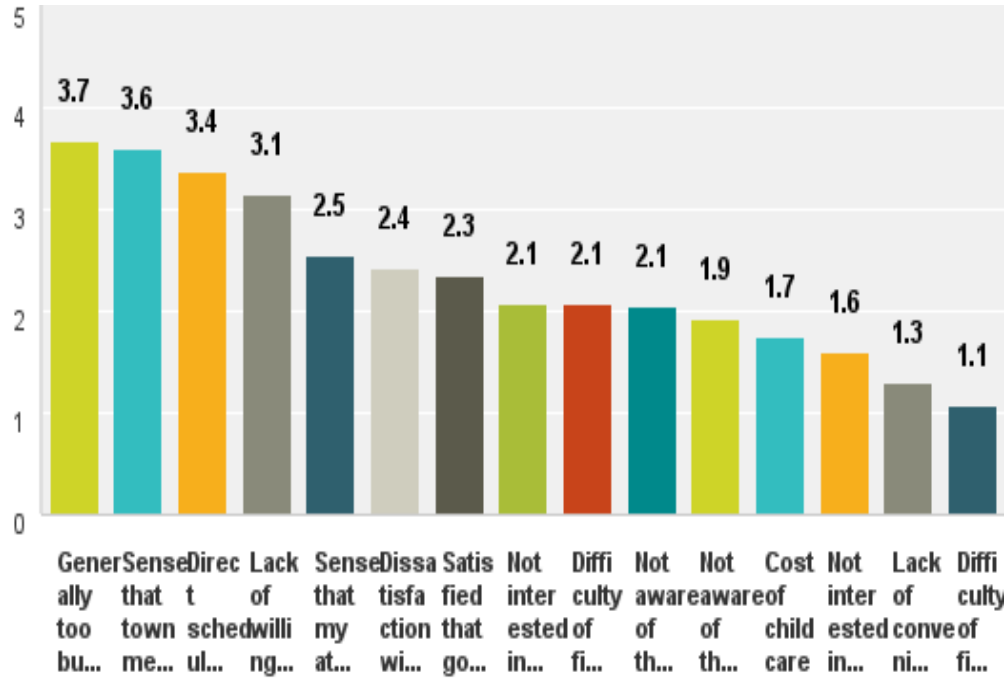
Answered: 603 Skipped: 32



Answer Choices	Responses	
Yes	98.3%	586
No	1.7%	10
Total		596

Q2: Of the town meetings listed above, for any nights that you did NOT attend (but were eligible to attend, as a Weston resident age 18 or over), please indicate the extent to which each of the following was ever a factor in your not attending:

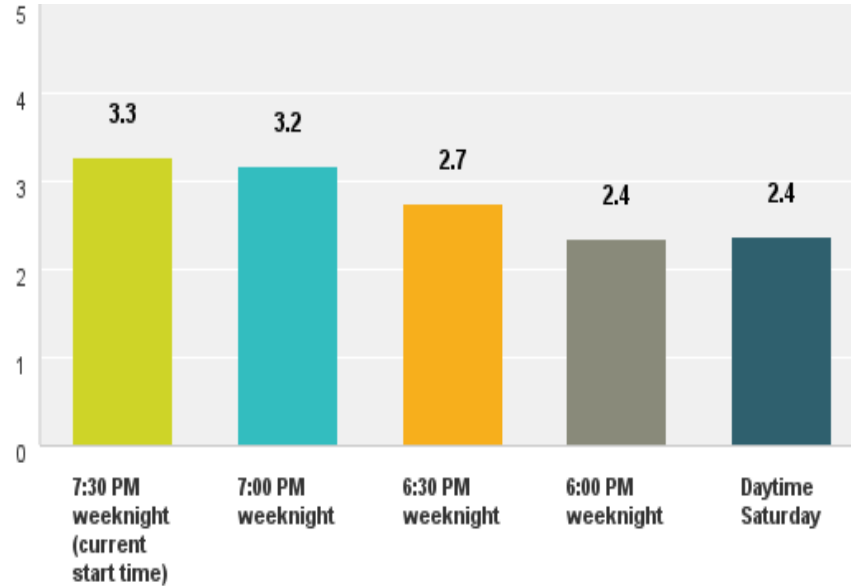
Answered: 572 Skipped: 63



	1 = Never a Factor	2	3 = Moderate Factor, at Least Once	4	5 = Major Factor, at Least Once	Total	Average Rating
Generally too busy with work, parenting, activities, and/or other commitments	14.08% 77.0	6.58% 36.0	17.73% 97.0	21.02% 115.0	40.59% 222.0	547	3.67
Sense that town meeting is too long and takes too many hours/evenings	13.28% 72.0	10.52% 57.0	17.90% 97.0	20.30% 110.0	38.01% 206.0	542	3.59
Direct scheduling conflicts (including travel out of town)	19.67% 106.0	8.53% 46.0	20.78% 112.0	17.44% 94.0	33.58% 181.0	539	3.37
Lack of willingness or desire to sit through presentation/debate portions before each vote	21.79% 119.0	12.27% 67.0	21.79% 119.0	17.95% 98.0	26.19% 143.0	546	3.14
Sense that my attendance/vote would not affect the results	34.63% 187.0	16.85% 91.0	21.30% 115.0	13.89% 75.0	13.33% 72.0	540	2.54
Dissatisfaction with tone of discourse and/or level of civility at town meetings	37.97% 202.0	18.05% 96.0	19.55% 104.0	12.22% 65.0	12.22% 65.0	532	2.43

Satisfied that good decisions would be made without my attendance and vote	38.01% 206.0	16.42% 89.0	25.83% 140.0	12.73% 69.0	7.01% 38.0	542	2.34
Not interested in the issues being covered	43.54% 229.0	19.39% 102.0	25.48% 134.0	8.56% 45.0	3.04% 16.0	526	2.08
Difficulty of finding child care	60.94% 323.0	8.11% 43.0	8.30% 44.0	8.68% 46.0	13.96% 74.0	530	2.07
Not aware of the issues being covered	48.22% 258.0	16.64% 89.0	23.36% 125.0	5.61% 30.0	6.17% 33.0	535	2.05
Not aware of the town meeting occurring	56.24% 302.0	12.85% 69.0	19.93% 107.0	4.10% 22.0	6.89% 37.0	537	1.93
Cost of child care	69.68% 370.0	9.04% 48.0	8.29% 44.0	3.95% 21.0	9.04% 48.0	531	1.74
Not interested in town governance generally	64.83% 341.0	16.73% 88.0	13.12% 69.0	4.56% 24.0	0.76% 4.0	526	1.60
Lack of convenient parking at town meeting	85.31% 447.0	5.73% 30.0	5.73% 30.0	1.15% 6.0	2.10% 11.0	524	1.29
Difficulty of finding transportation to/from town meeting	96.79% 512.0	1.51% 8.0	0.76% 4.0	0.19% 1.0	0.76% 4.0	529	1.07

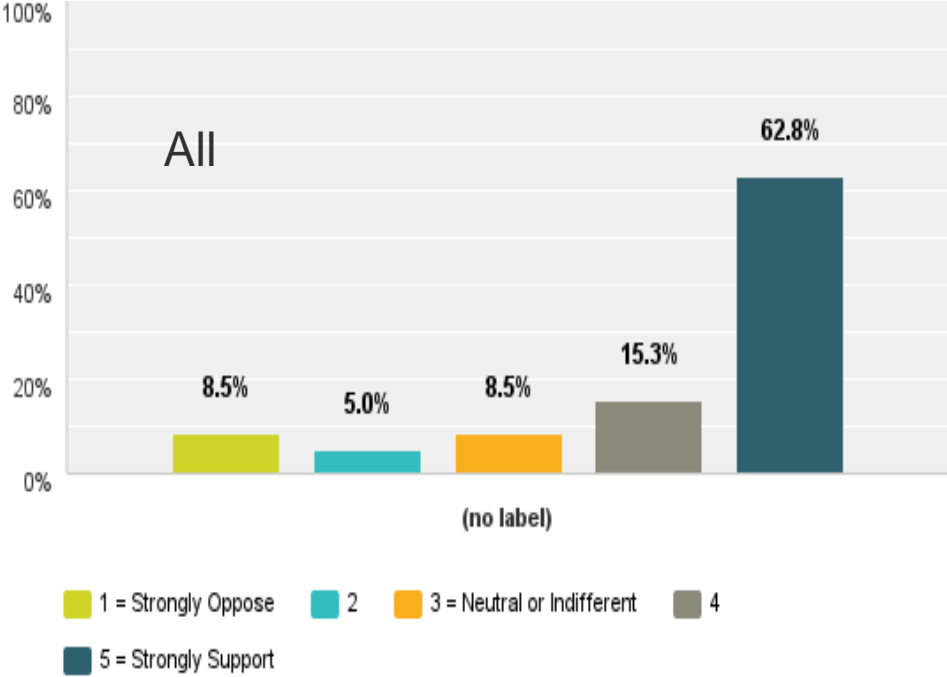
Q3: Looking forward, how likely would you be to attend a town meeting session beginning at the indicated time and day and covering one or more issues you care about? Answered: 621 Skipped: 14



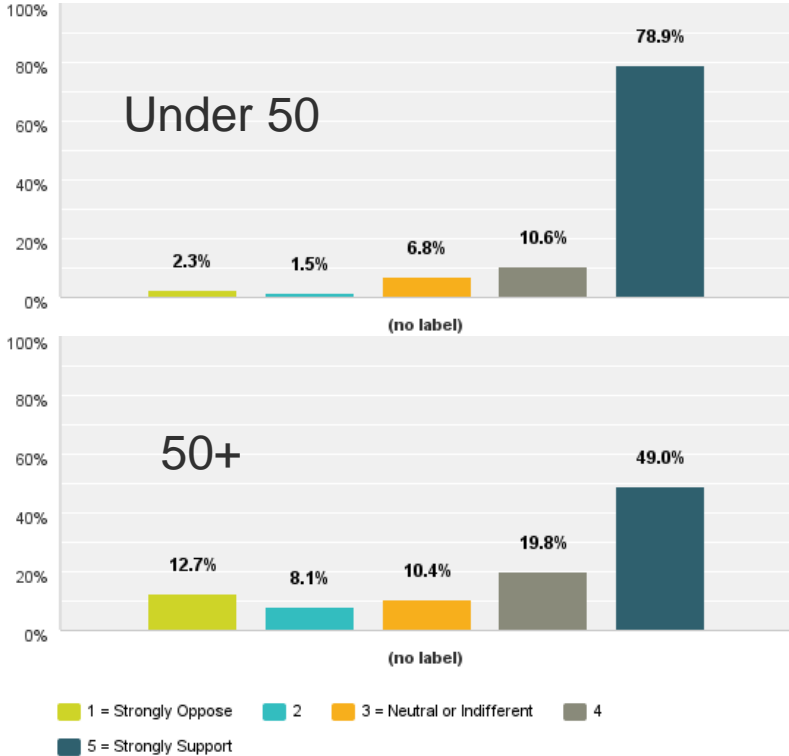
	1 = Very Unlikely	2	3 = Moderately Likely	4	5 = Very Likely	Total	Average Rating
7:30 PM weeknight (current start time)	18.21% 106.0	11.00% 64.0	26.29% 153.0	13.75% 80.0	30.76% 179.0	582	3.28
7:00 PM weeknight	18.65% 108.0	11.57% 67.0	28.84% 167.0	14.85% 86.0	26.08% 151.0	579	3.18
6:30 PM weeknight	29.35% 167.0	15.47% 88.0	25.31% 144.0	11.78% 67.0	18.10% 103.0	569	2.74
6:00 PM weeknight	39.34% 225.0	20.98% 120.0	18.53% 106.0	6.47% 37.0	14.69% 84.0	572	2.36
Daytime Saturday	46.83% 273.0	12.18% 71.0	16.98% 99.0	5.49% 32.0	18.52% 108.0	583	2.37

Q4: How much would you support or oppose the Town or town residents seeking changes in state law and town bylaws, and taking any other necessary steps, so that voters could vote remotely online, from home or elsewhere, while viewing town meetings live (on television or online streaming video)?

Answered: 615 Skipped: 20

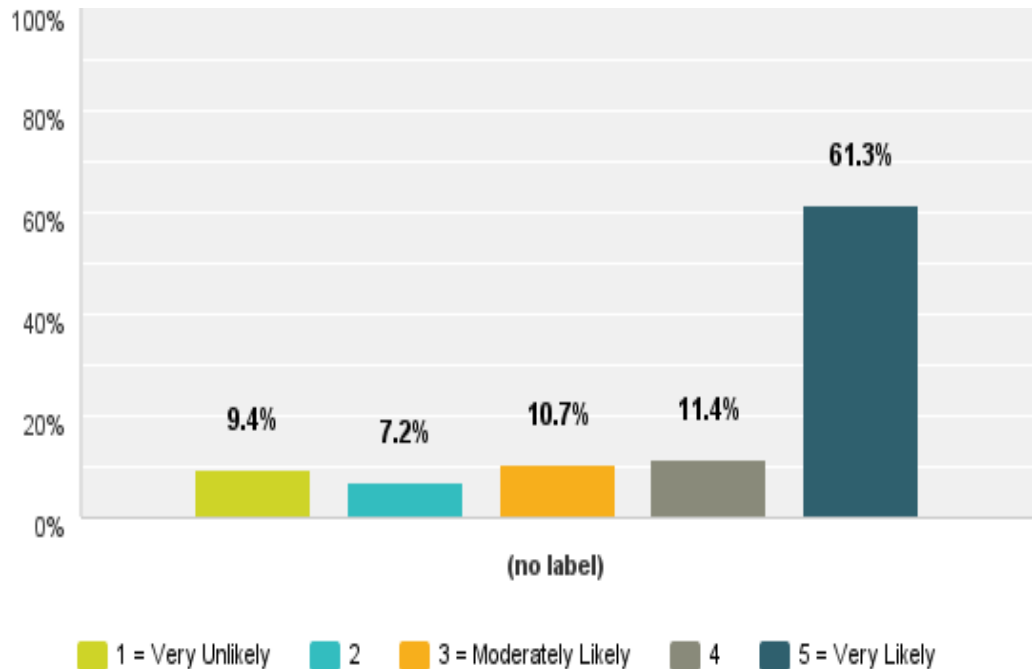


	1 = Strongly Oppose	2	3 = Neutral or Indifferent	4	5 = Strongly Support	Total	Average Rating
(no label)	8.5% 52	5.0% 31	8.5% 52	15.3% 94	62.8% 386	615	4.19



Q5: If it were possible in Weston (and permitted by state law) to view a town meeting live (on television or online streaming video) and vote remotely online, then for a town meeting session covering one or more issues you care about, how likely would you be to view and vote remotely, from home or elsewhere?

Answered: 621 Skipped: 14

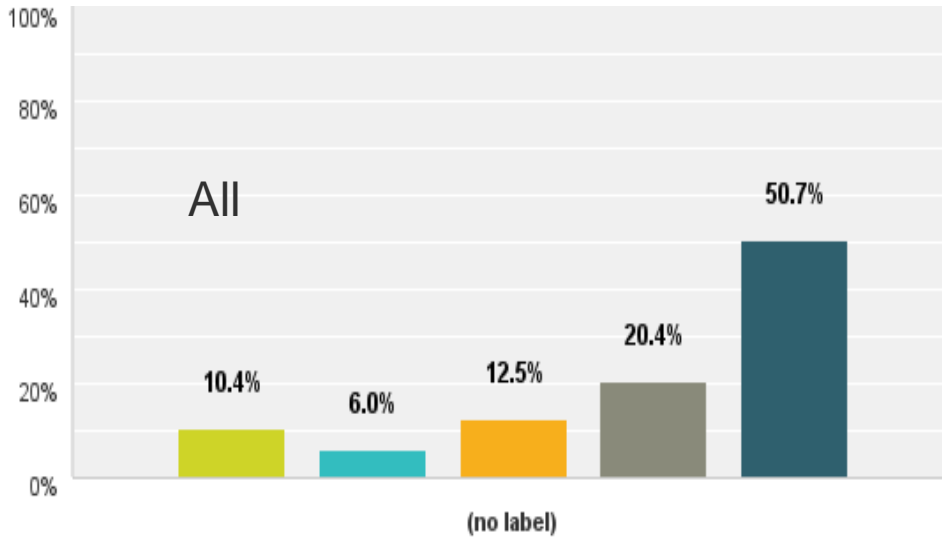


	1 = Very Unlikely	2	3 = Moderately Likely	4	5 = Very Likely	Total	Average Rating
(no label)	9.4% 58	7.2% 44	10.7% 66	11.4% 70	61.3% 377	615	4.08

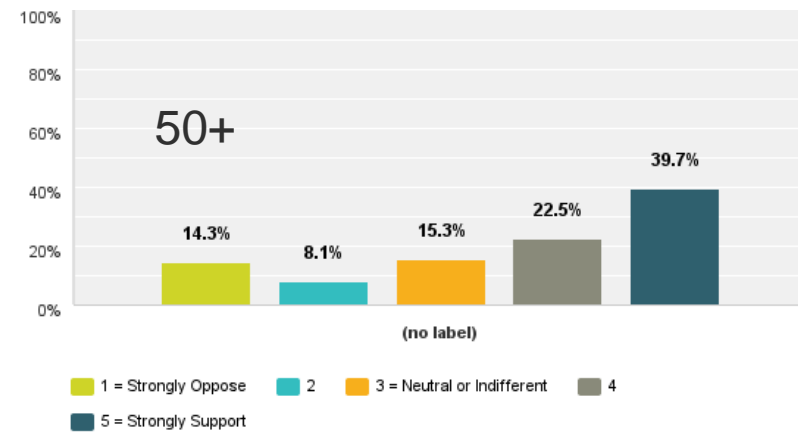
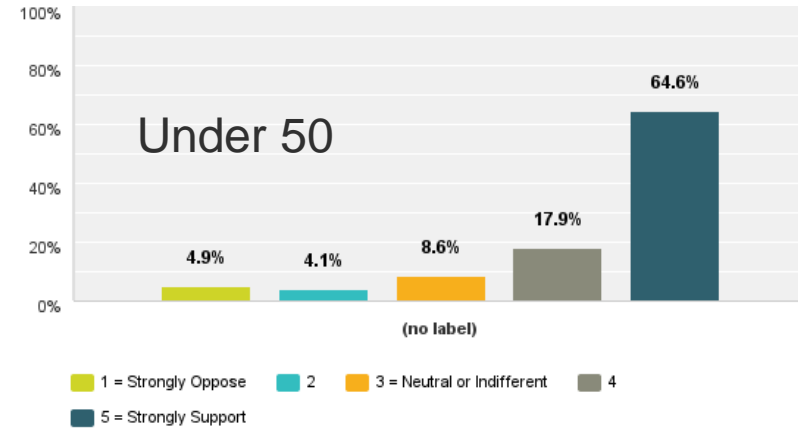
Q6: Imagine a town meeting process divided into two steps: The first step would be a deliberative meeting, where articles would be presented and debated (and possibly amended from the floor), like they are at town meetings now. Residents could attend and participate in the deliberative meeting in person, and/or they could view it on television or online streaming video, either live or afterward. The second step would be the actual vote, several weeks later, where residents would vote on the articles by paper ballot at Town Hall, either on the voting date or by absentee ballot, whether or not they also attended the deliberative meeting. How much would you support or oppose the Town or town residents seeking changes in state law and town bylaws, and taking any other necessary steps, to adopt this two-step process for town meeting?

Answered: 614 Skipped: 21

[Q6: . . . How much would you support or oppose the Town or town residents seeking changes in state law and town bylaws, and taking any other necessary steps, to adopt this two-step process for town meeting?]



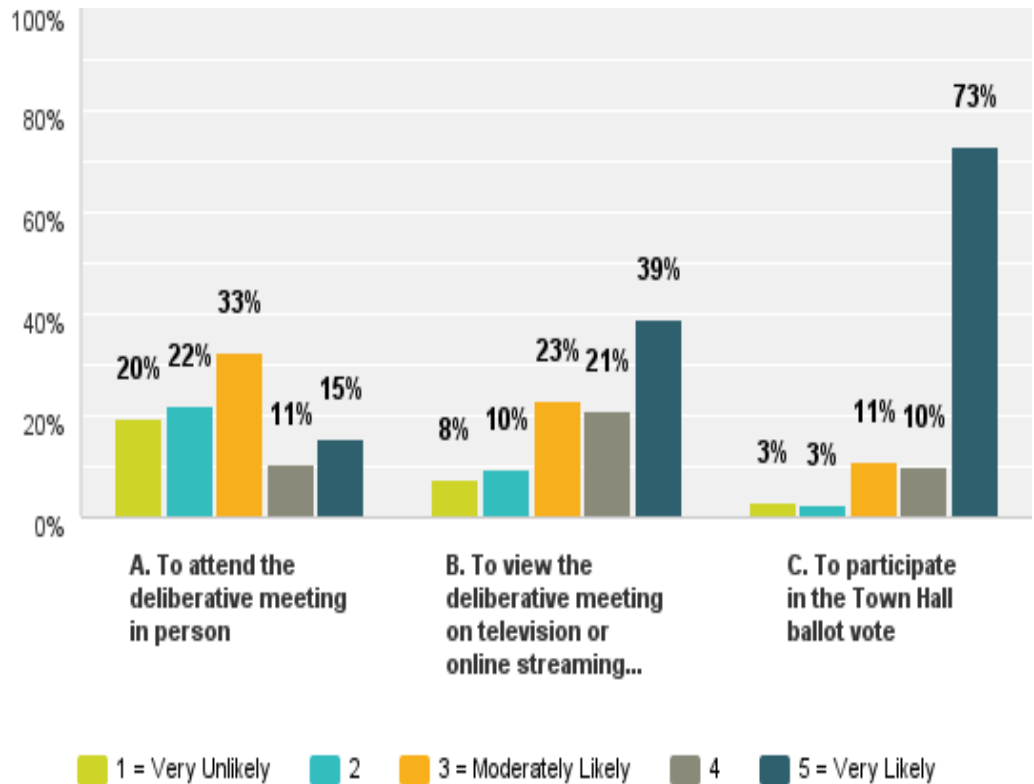
■ 1 = Strongly Oppose
 ■ 2
 ■ 3 = Neutral or Indifferent
 ■ 4
■ 5 = Strongly Support



	1 = Strongly Oppose	2	3 = Neutral or Indifferent	4	5 = Strongly Support	Total	Average Rating
(no label)	10.4% 64	6.0% 37	12.5% 77	20.4% 125	50.7% 311	614	3.95

Q7: If the two-step process described above for town meeting, with a deliberative meeting followed by a separate Town Hall ballot vote, were adopted in Weston (and permitted by state law), then for a town meeting session covering one or more issues you care about, how likely would you be:

Answered: 618 Skipped: 17

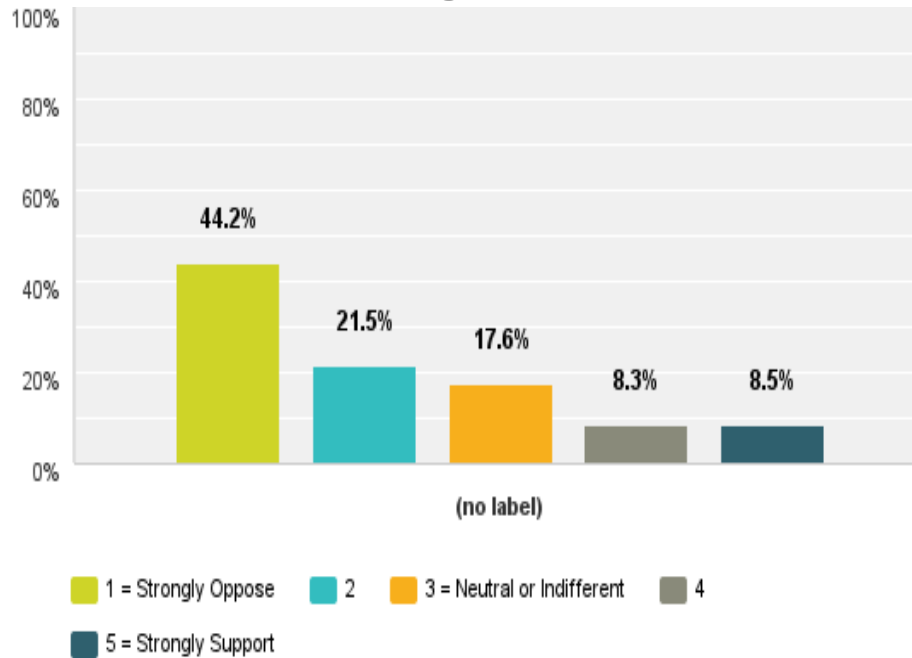


Q7: If the two-step process described above for town meeting, with a deliberative meeting followed by a separate Town Hall ballot vote, were adopted in Weston (and permitted by state law), then for a town meeting session covering one or more issues you care about, how likely would you be:

Answered: 618 Skipped: 17

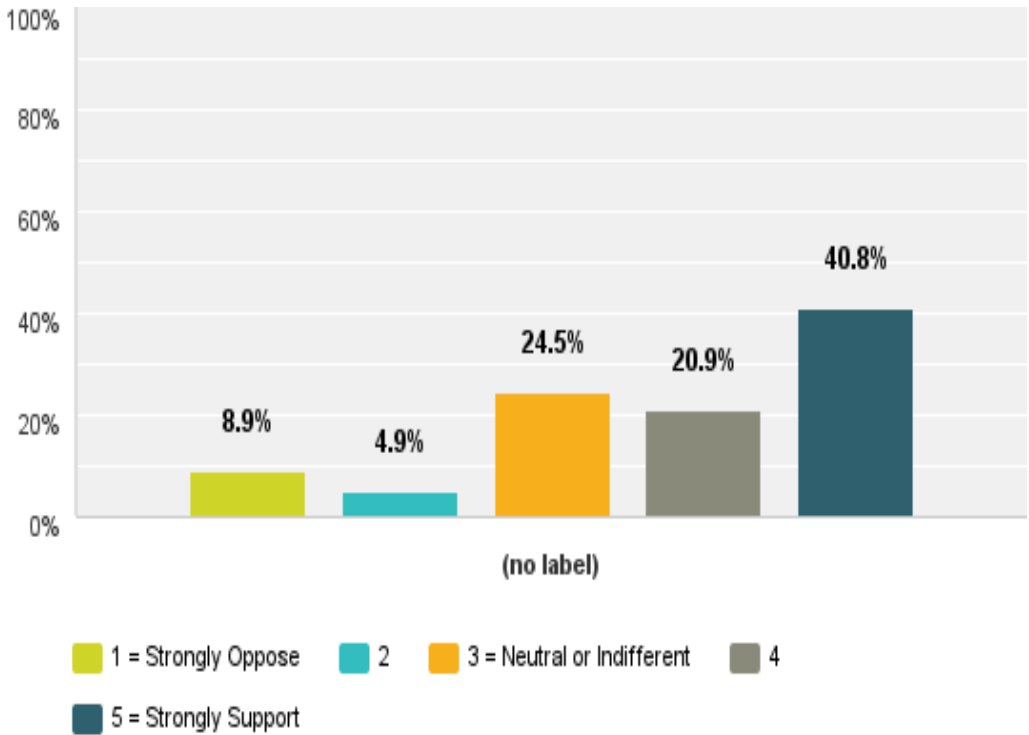
	1 = Very Unlikely	2	3 = Moderately Likely	4	5 = Very Likely	Total	Average Rating
A. To attend the deliberative meeting in person	20% 117	22% 131	33% 195	11% 64	15% 92	599	2.80
B. To view the deliberative meeting on television or online streaming video (either live or afterward)	8% 45	10% 57	23% 138	21% 125	39% 234	599	3.74
C. To participate in the Town Hall ballot vote	3% 19	3% 15	11% 67	10% 59	73% 438	598	4.47

Q8: Some towns in Massachusetts have a “representative town meeting” structure, where voters elect town meeting representatives (ranging in number from 45 to 240, depending on the town). All registered voters are permitted to attend and participate in debate at town meeting, but voting on articles is done only by the elected town meeting representatives. How strongly would you support or oppose the Town or town residents seeking changes in town bylaws, and taking any other necessary steps, to adopt a “representative town meeting” structure?



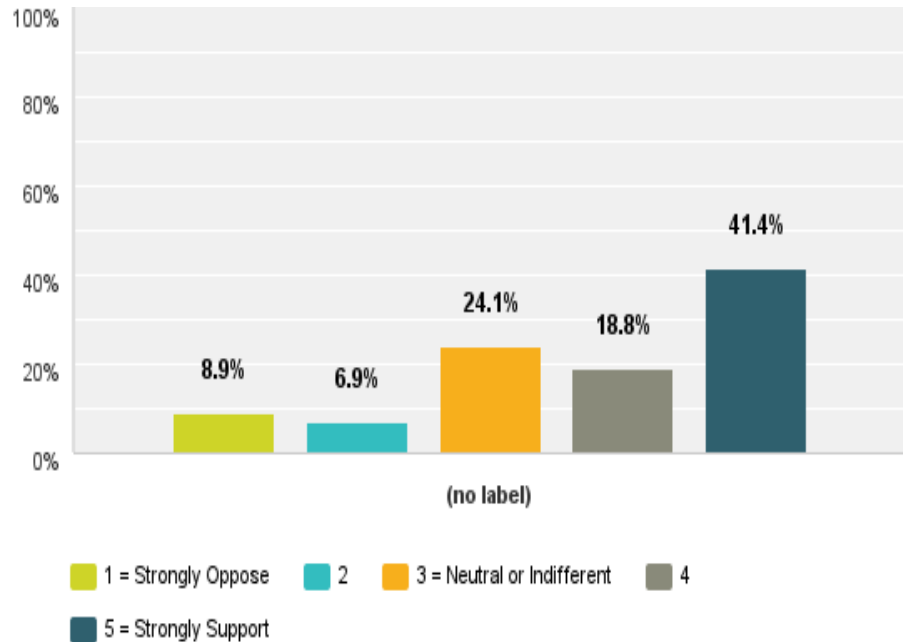
	1 = Strongly Oppose	2	3 = Neutral or Indifferent	4	5 = Strongly Support	Total	Average Rating
(no label)	44.2% 272	21.5% 132	17.6% 108	8.3% 51	8.5% 52	615	2.15

Q9: Currently, voters at town meetings vote by publicly holding up voting cards. Some towns in Massachusetts have started using handheld voting devices, which allow votes to be private and can be counted electronically and more quickly. How much would you support or oppose the Town or town residents seeking changes in town bylaws, and taking any other necessary steps, to use these handheld voting devices at Weston town meetings? (Please note that this is not the same as voting remotely, as the handheld devices could only be used in person at the town meeting, in the auditorium.) Answered: 608 Skipped: 27



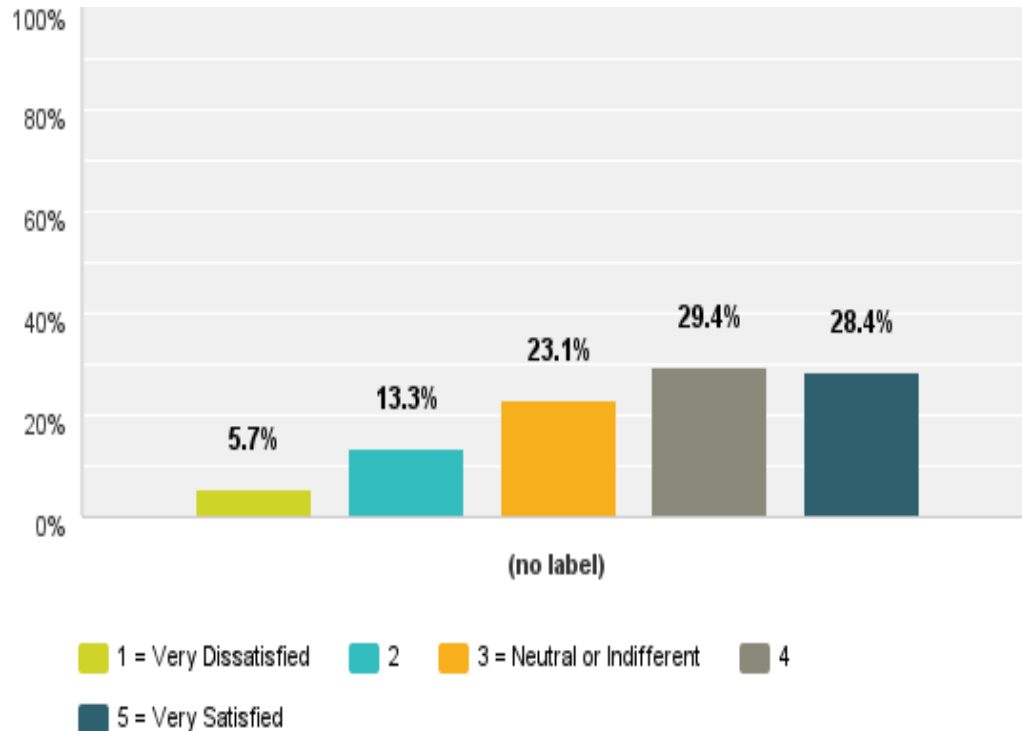
	1 = Strongly Oppose	2	3 = Neutral or Indifferent	4	5 = Strongly Support	Total	Average Rating
(no label)	8.9%	4.9%	24.5%	20.9%	40.8%	608	3.80
	54	30	149	127	248		

Q10: Town meeting articles may be placed on the warrant by the Selectmen or by citizens' petitions, and Weston town meetings have included various citizens' petitions in recent years, on a range of topics. Currently, under state law, citizens' petitions require 10 signatures for a regular town meeting (that is, the annual May town meeting) or 100 signatures for a special town meeting (meaning, any other town meeting). How much would you support or oppose the Town or town residents seeking changes in state law and town bylaws, and taking any other necessary steps, so that citizens' petitions would require 100 signatures for regular town meetings, just as for special town meetings? Answered: 607 Skipped: 28



	1 = Strongly Oppose	2	3 = Neutral or Indifferent	4	5 = Strongly Support	Total	Average Rating
(no label)	8.9%	6.9%	24.1%	18.8%	41.4%	607	3.77
	54	42	146	114	251		

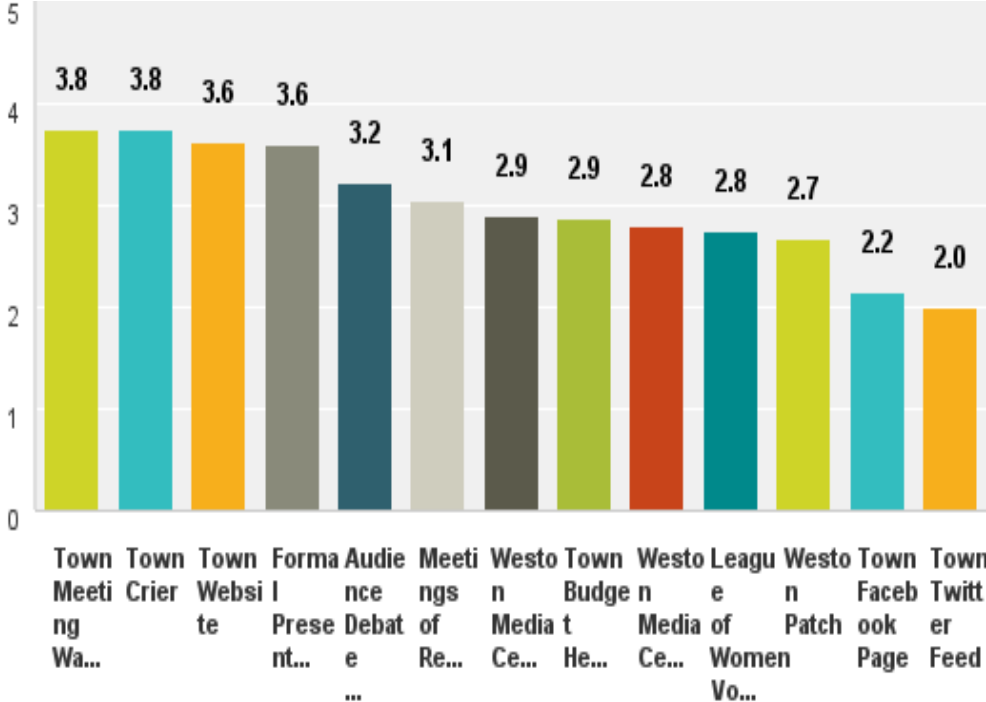
Q11: To what extent have you been satisfied or dissatisfied with the availability of information prior to town meetings regarding the warrant articles and issues being covered at town meetings? Answered: 592 Skipped: 43



	1 = Very Dissatisfied	2	3 = Neutral or Indifferent	4	5 = Very Satisfied	Total	Average Rating
(no label)	5.7% 34	13.3% 79	23.1% 137	29.4% 174	28.4% 168	592	3.61

Q12: To what extent do you find each of the following potential sources of information useful with respect to the warrant articles and issues being covered at town meetings?

Answered: 611 Skipped: 24

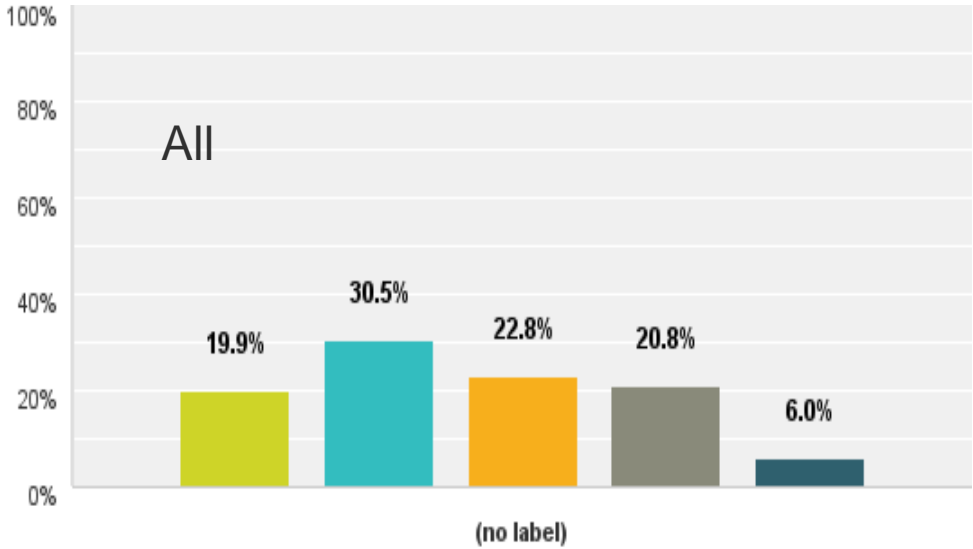


	1 = Not at All Useful	2	3 = Moderately Useful	4	5 = Very Useful	Don't Know, or Have Not Used or Attended	Total	Average Rating
Town Meeting Warrant Book (including Selectmen and Finance Committee Reports)	8.64% 52.0	5.65% 34.0	20.76% 125.0	14.45% 87.0	37.21% 224.0	13.29% 80.0	602	3.76
Town Crier	7.11% 43.0	6.28% 38.0	20.00% 121.0	22.81% 138.0	32.23% 195.0	11.57% 70.0	605	3.76
Town Website	4.79% 29.0	8.10% 49.0	26.94% 163.0	19.17% 116.0	25.79% 156.0	15.21% 92.0	605	3.63
Formal Presentations at Town Meeting	8.70% 52.0	9.87% 59.0	19.06% 114.0	18.56% 111.0	29.60% 177.0	14.21% 85.0	598	3.59
Audience Debate at Town Meeting	11.64% 69.0	18.04% 107.0	19.22% 114.0	15.18% 90.0	22.43% 133.0	13.49% 80.0	593	3.22
Meetings of Relevant Town Boards and Committees	14.24% 85.0	8.38% 50.0	15.24% 91.0	12.06% 72.0	13.90% 83.0	36.18% 216.0	597	3.05

Weston Media Center Coverage on Television	15.08% 90.0	9.72% 58.0	17.42% 104.0	8.21% 49.0	12.56% 75.0	37.02% 221.0	597	2.90
Town Budget Hearing (presented by Selectmen and Finance Committee)	14.38% 86.0	8.70% 52.0	14.38% 86.0	9.03% 54.0	10.87% 65.0	42.64% 255.0	598	2.88
Weston Media Center Coverage Online or On- Demand	15.85% 94.0	7.59% 45.0	9.27% 55.0	6.24% 37.0	11.30% 67.0	49.75% 295.0	593	2.79
League of Women Voters Forums	17.47% 105.0	9.15% 55.0	9.48% 57.0	8.65% 52.0	10.98% 66.0	44.26% 266.0	601	2.76
Weston Patch	19.02% 113.0	9.60% 57.0	16.50% 98.0	9.93% 59.0	8.75% 52.0	36.20% 215.0	594	2.68
Town Facebook Page	22.86% 136.0	8.40% 50.0	9.24% 55.0	3.53% 21.0	4.71% 28.0	51.26% 305.0	595	2.16
Town Twitter Feed	26.85% 160.0	7.89% 47.0	5.37% 32.0	2.85% 17.0	5.20% 31.0	51.85% 309.0	596	2.00

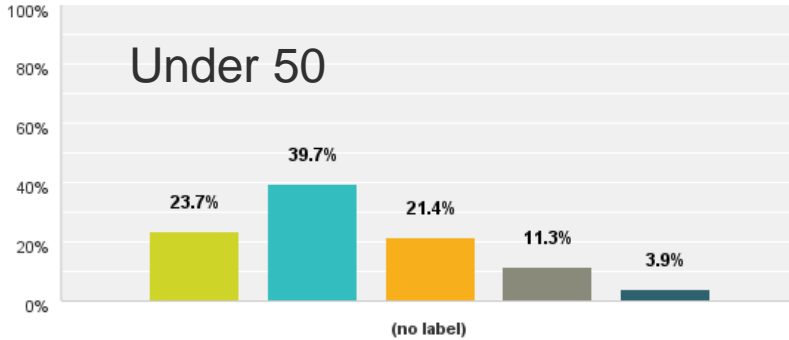
Q13: Overall, how satisfied or dissatisfied are you with the use and structure of town meeting as it currently exists in Weston?

Answered: 583 Skipped: 52

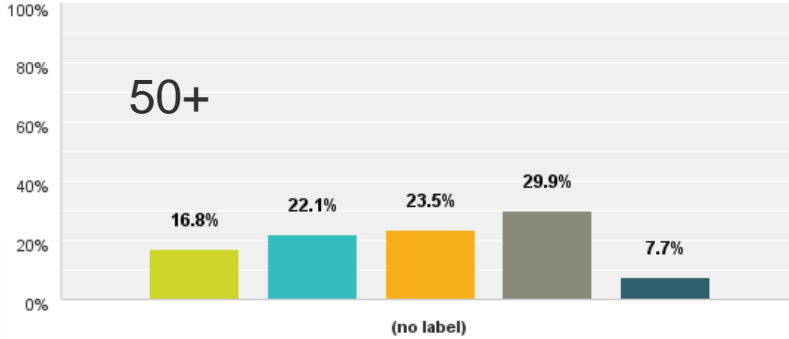


■ 1 = Strongly Dissatisfied
 ■ 2
 ■ 3 = Neutral or Indifferent
 ■ 4
■ 5 = Strongly Satisfied

	1 = Strongly Dissatisfied	2	3 = Neutral or Indifferent	4	5 = Strongly Satisfied	Total	Average Rating
(no label)	19.9% 116	30.5% 178	22.8% 133	20.8% 121	6.0% 35	583	2.62



■ 1 = Strongly Dissatisfied
 ■ 2
 ■ 3 = Neutral or Indifferent
 ■ 4
■ 5 = Strongly Satisfied



■ 1 = Strongly Dissatisfied
 ■ 2
 ■ 3 = Neutral or Indifferent
 ■ 4
■ 5 = Strongly Satisfied